

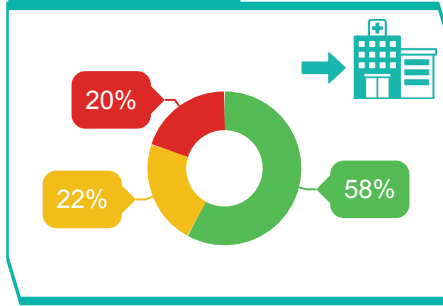
Very good 9 - 10

Good 7 - 8

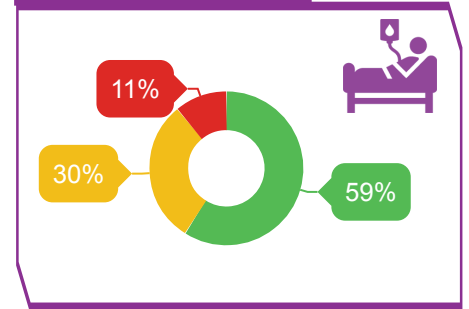
Fair to poor 0 - 6

Stages of care

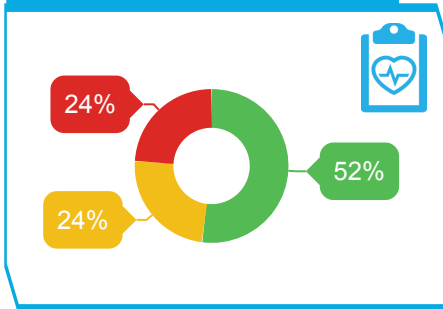
Admission



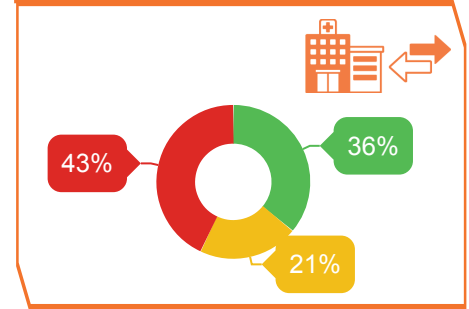
Care on the ward



Examinations, diagnosis & treatment



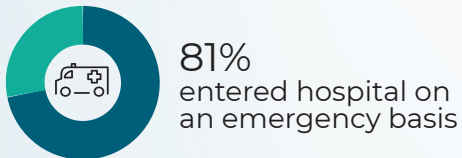
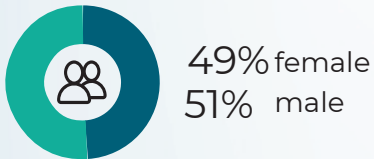
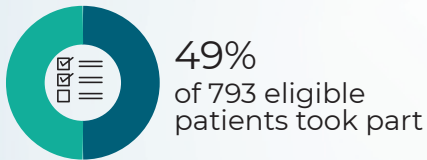
Discharge or transfer



* Please note that values in figures do not always add up to 100% exactly. This is due to rounding.

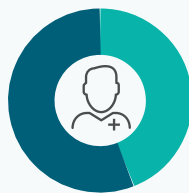


Mayo University Hospital



Average age: 65 years

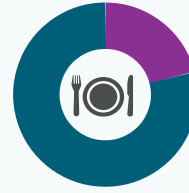
Admission



44%

did not always get a clear explanation about their condition and treatment from a doctor or nurse.

Food



21%

rated the food as fair or poor.

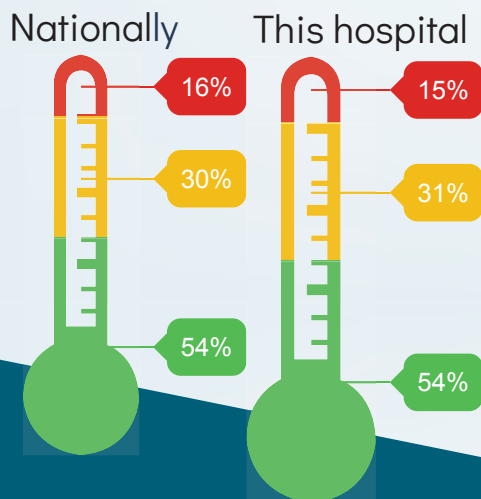
Medication



62%

were not informed about any medication side effects to watch for when they went home.

Overall experience



Areas of good experience



Areas needing improvement

